

WSECC Guide to



Zoom Help Desk

Hours: May 2, 2020 7:00am-4:00pm

Join Zoom Meeting:

<https://us02web.zoom.us/j/82782570149?pwd=MklCWm1QWS9rUTkrT1JiWHdGL2ljdz09>

Meeting ID: 827 8257 0149

Password: 488232

Troubleshooting

- **When in doubt, Refresh your browser** (Ctrl + R or F5 for Windows, Cmd + R for Macs).
- **Time ticking down but can't move?** Refresh your browser.
- **You made you move, but time doesn't stop?** Refresh your browser.
- **Round started, but no game.** You may have a bye, in which case you can observe other games until the next round! If you don't have a bye, Refresh your browser.
- **Get Disconnected?** Try to reconnect as quickly as possible and Refresh your browser. Disconnect players will have a limited amount of time to reconnect. Players unable to reconnect in time will be unable to continue the tournament. We will offer full or partial refunds to players who disconnect based on the round in which it occurs.
- **Can't make a move or board is flashing red?** Check to make sure that the move you are trying to play is legal (ie. King not in check).

Tips for best playing experience

- **Use "drag and drop"** instead of "point and click" when moving the pieces to reduce mouse-slips and blunders. Hover the piece you intend to move over the destination square before "releasing" the piece.
- **Use a computer mouse** to input your moves for best results, not a touch-pad or touch-screen.
- **Do not premove** (make your move before your opponent has made theirs). Premoving on ChessKid sometimes causes glitches or mis-clicks.
- **Set up a physical chess board** next to your computer on which to play your moves, then feed them into ChessKid. The physical board must be a duplicate of the current game position. Analysis of future positions is not allowed.
- **Be patient** and choose your moves wisely. Remember that this is still a game of chess even though it is online!

Before the tournament – Be prepared!

- Play on a desktop PC or laptop with Chrome browser if possible! Google Chrome & Firefox have the best performance. Please do not use Microsoft Edge as you may find your games disconnecting frequently. Safari is acceptable if you are using a Mac computer, but Google Chrome is still the best overall for Macs & PCs.
- If you can, clear your browser cache beforehand
<https://www.chesskid.com/article/view/how-to-clear-your-browsers-cache> Browsers perform best with a little maintenance and this little "tune up" can really help!
- Make sure you are not actively running any other programs or software on your computer in order to conserve your computer's resources.
- Strong wi-fi is recommended but if you have the option to connect directly to your internet modem, that would be best!
- Tablet with browser: Use only if you don't have access to a PC. *Make sure you know how to scroll up/down between your game clock and your board.
- **NOTE:** The ChessKid app WILL NOT WORK. Make sure you are using a browser to play!

Logging into ChessKid.com

Please log in early. Make sure you can log into your ChessKid account about 20 minutes before the 1st round game is scheduled to begin at 9am.

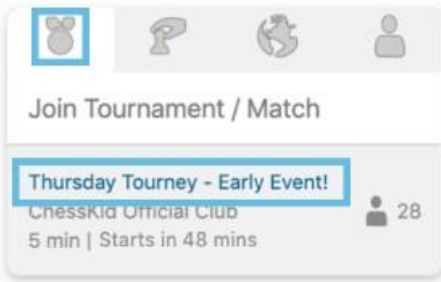
1. Open your browser and go to: Chesskid.com
2. Type in your username and password exactly as they appear in the spreadsheet. If you choose to copy/paste your login credentials, an extra space may be added at the end. Make sure to delete this extra space!

Joining the Tournament

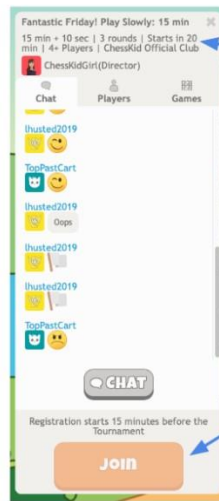
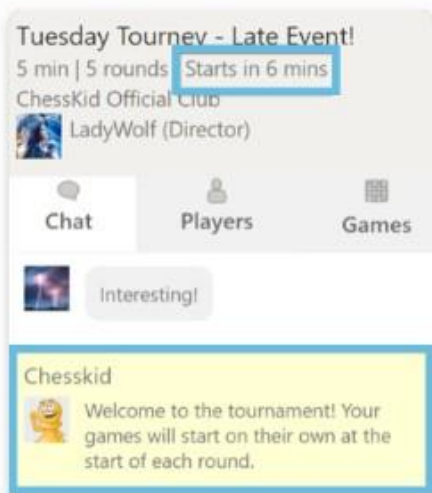
1. After logging in, click on the "Play vs Kid" button.



2. Find the "Tournaments" tab in the top right corner and click the Tournament Name.



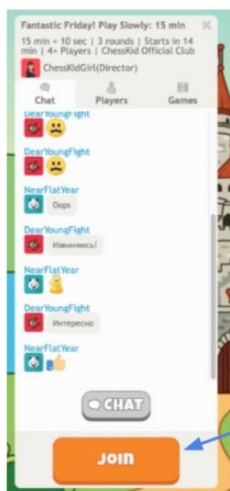
3. Tournament "Start Time" will be displayed. You can only click the JOIN button 15 minutes before Start Time.



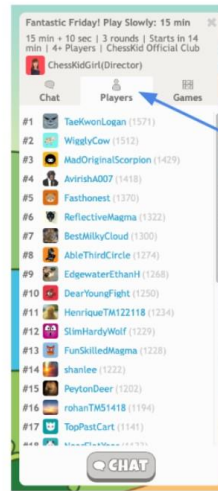
How much time before tournament begins

'JOIN' button won't be clickable until 15 minutes before the tournament.

4. When the JOIN button turns bright orange, you can click to join the tournament! You will know that you're in when you see your name on the list of players. Tournament registration officially opens at 8:45am, 15 minutes prior to the start of the 1st round at 9am. As soon as the big orange JOIN button allows you to register, please do it!



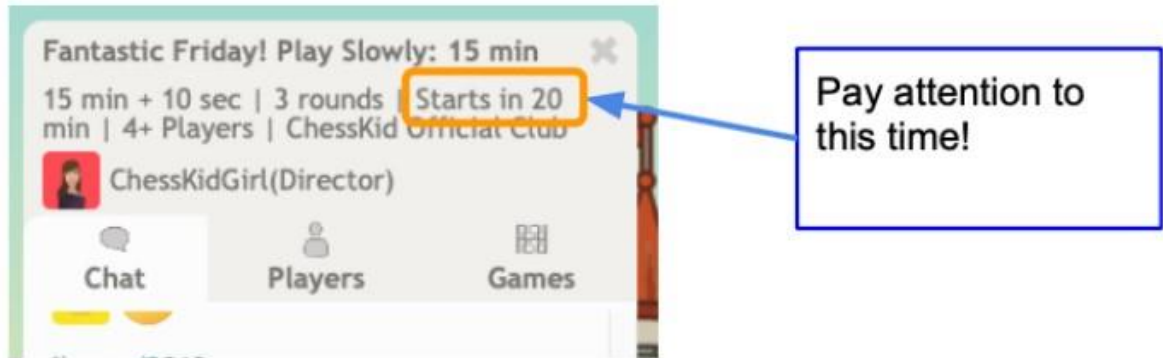
Tournament registration is now open. Click JOIN!



Click on the 'Players' tab to see a list of other kids.

You'll know you're registered when you see your name on this list! :)

5. Once you have joined, wait for your game to start. The countdown to start time is shown at the top. Keep track of the tournament start time. Once the countdown is under 1 minute, get ready for your game to begin.



6. When the game begins, a chess board will pop-up in the middle of your screen, and your time will start ticking down. Be ready to play your first move right away as soon as the game starts! **NOTE:** You *must make your first move within the first 30 seconds* of the game starting, or you will forfeit your game! After the first move, you may budget your time as you would like on each move (each player has 30 minutes for the entire game).



7. If you need to leave the tournament and withdraw, you can do so by clicking the "X" at the top right of the tournament screen. **WARNING**, this will remove you completely from the competition. If you click the "X" mid-tournament, you cannot rejoin. If you accidentally remove yourself during registration time, you can rejoin by going through the first steps.



During the Tournament

Be ready for the next round. If you finish your game early, you might be tempted to leave the tournament area, but **DON'T** make this mistake. Go to "observation mode" (binoculars icon) to watch any remaining games and cheer on your friends! Watching games will also give you a good idea of when the next round is about to start. The next round starts immediately after the final game in your grade level section ends. On another screen (phone, tablet, computer) check out the Live Stream of the event! We plan to make announcements when any section is winding down.

